

# MUSIC PERCEPTION EVALUATION ANSWER SHEET

NAME: .....	DATE OF BIRTH: <table style="display: inline-table; border-collapse: collapse;"> <tr> <td style="border: 1px solid black; width: 20px; text-align: center;">D</td> <td style="border: 1px solid black; width: 20px; text-align: center;">D</td> <td style="border: 1px solid black; width: 20px; text-align: center;">M</td> <td style="border: 1px solid black; width: 20px; text-align: center;">M</td> <td style="border: 1px solid black; width: 20px; text-align: center;">Y</td> <td style="border: 1px solid black; width: 20px; text-align: center;">Y</td> <td style="border: 1px solid black; width: 20px; text-align: center;">Y</td> <td style="border: 1px solid black; width: 20px; text-align: center;">Y</td> </tr> <tr> <td style="border: 1px solid black; height: 20px;"></td> <td style="border: 1px solid black; height: 20px;"></td> <td style="border: 1px solid black; height: 20px;"></td> <td style="border: 1px solid black; height: 20px;"></td> <td style="border: 1px solid black; height: 20px;"></td> <td style="border: 1px solid black; height: 20px;"></td> <td style="border: 1px solid black; height: 20px;"></td> <td style="border: 1px solid black; height: 20px;"></td> </tr> </table>	D	D	M	M	Y	Y	Y	Y								
D	D	M	M	Y	Y	Y	Y										

DATE: ..... (MM/DD/YYYY)

Welcome to the Music Perception Test. Over the course of the next hour, you will be required to respond to various questions relating to music perception.

The test is divided into four sections - A, B, C and D - and each section focuses on a different aspect of music perception. These aspects are: Rhythm, Timbre, Pitch and Melody.

Please make sure that you are comfortable and remember to put your name, today's date as well as your date of birth on this answer sheet. Also remember that once a question is completed, you cannot return to it.

Your participation is much appreciated.

Please turn this page over to start with the evaluation.



NOTES:

.....

.....

.....

.....

.....

.....

.....

.....

.....

.....



















































**GRAND TOTAL:**  
**140**

--

# SECTION A - RHYTHM

## TEST 1 - RHYTHM IDENTIFICATION

*In this test you will be presented with a series of pulse tones, of which two in the series will sound closer together than the rest. (See the graphical representation of this, below). After hearing each series of pulse tones, you must indicate which graphical representation you just heard. There are five in total. Indicate your answer by selecting which one of the five graphical representations you hear.*

1.	 1 <input type="checkbox"/>	 2 <input type="checkbox"/>	 3 <input type="checkbox"/>	 4 <input type="checkbox"/>	 5 <input type="checkbox"/>
2.	 1 <input type="checkbox"/>	 2 <input type="checkbox"/>	 3 <input type="checkbox"/>	 4 <input type="checkbox"/>	 5 <input type="checkbox"/>
3.	 1 <input type="checkbox"/>	 2 <input type="checkbox"/>	 3 <input type="checkbox"/>	 4 <input type="checkbox"/>	 5 <input type="checkbox"/>
4.	 1 <input type="checkbox"/>	 2 <input type="checkbox"/>	 3 <input type="checkbox"/>	 4 <input type="checkbox"/>	 5 <input type="checkbox"/>
5.	 1 <input type="checkbox"/>	 2 <input type="checkbox"/>	 3 <input type="checkbox"/>	 4 <input type="checkbox"/>	 5 <input type="checkbox"/>
6.	 1 <input type="checkbox"/>	 2 <input type="checkbox"/>	 3 <input type="checkbox"/>	 4 <input type="checkbox"/>	 5 <input type="checkbox"/>
7.	 1 <input type="checkbox"/>	 2 <input type="checkbox"/>	 3 <input type="checkbox"/>	 4 <input type="checkbox"/>	 5 <input type="checkbox"/>
8.	 1 <input type="checkbox"/>	 2 <input type="checkbox"/>	 3 <input type="checkbox"/>	 4 <input type="checkbox"/>	 5 <input type="checkbox"/>
9.	 1 <input type="checkbox"/>	 2 <input type="checkbox"/>	 3 <input type="checkbox"/>	 4 <input type="checkbox"/>	 5 <input type="checkbox"/>
10.	 1 <input type="checkbox"/>	 2 <input type="checkbox"/>	 3 <input type="checkbox"/>	 4 <input type="checkbox"/>	 5 <input type="checkbox"/>

**TOTAL:**

## TEST 2 - RHYTHM DISCRIMINATION

*In this test you will be presented with ten pairs of short melodic patterns. After listening to each pair in turn, you must indicate whether the rhythm of the patterns is the same, or different. Indicate by selecting either 'YES' if they are the same, or 'NO' if they are different.*

- |  |  |  |  |   |
|--|--|--|--|---|
| 1. YES <input type="checkbox"/><br>NO <input type="checkbox"/> | 2. YES <input type="checkbox"/><br>NO <input type="checkbox"/> | 3. YES <input type="checkbox"/><br>NO <input type="checkbox"/> | 4. YES <input type="checkbox"/><br>NO <input type="checkbox"/> | 5. YES <input type="checkbox"/><br>NO <input type="checkbox"/>  |
| 6. YES <input type="checkbox"/><br>NO <input type="checkbox"/> | 7. YES <input type="checkbox"/><br>NO <input type="checkbox"/> | 8. YES <input type="checkbox"/><br>NO <input type="checkbox"/> | 9. YES <input type="checkbox"/><br>NO <input type="checkbox"/> | 10. YES <input type="checkbox"/><br>NO <input type="checkbox"/> |

**TOTAL:**

## TEST 3 - RHYTHM RECOGNITION

*In this test, you will be presented with ten melodies which are rhythmically structured as either a WALTZ or a MARCH. After listening to each in turn, you must indicate which of the two rhythmical structures you just heard. Indicate your answer by selecting 'WALTZ' or 'MARCH'.*

- |   |   |   |   |  |
|---|---|---|---|--|
| 1. WALTZ <input type="checkbox"/><br>MARCH <input type="checkbox"/> | 2. WALTZ <input type="checkbox"/><br>MARCH <input type="checkbox"/> | 3. WALTZ <input type="checkbox"/><br>MARCH <input type="checkbox"/> | 4. WALTZ <input type="checkbox"/><br>MARCH <input type="checkbox"/> | 5. WALTZ <input type="checkbox"/><br>MARCH <input type="checkbox"/>  |
| 6. WALTZ <input type="checkbox"/><br>MARCH <input type="checkbox"/> | 7. WALTZ <input type="checkbox"/><br>MARCH <input type="checkbox"/> | 8. WALTZ <input type="checkbox"/><br>MARCH <input type="checkbox"/> | 9. WALTZ <input type="checkbox"/><br>MARCH <input type="checkbox"/> | 10. WALTZ <input type="checkbox"/><br>MARCH <input type="checkbox"/> |

**TOTAL:**

## TEST 4 - SENSING RHYTHM

*In this test, you will be presented with ten pairs of melodic sequences. In each pair, either the FIRST or the SECOND melody may be played out of time and will therefore, not be musically rhythmical. Indicate which melodic sequence is played rhythmically in time by selecting 'FIRST', 'SECOND' or 'BOTH'.*

- |   |   |   |   |  |
|---|---|---|---|--|
| 1. FIRST <input type="checkbox"/><br>SECOND <input type="checkbox"/><br>BOTH <input type="checkbox"/> | 2. FIRST <input type="checkbox"/><br>SECOND <input type="checkbox"/><br>BOTH <input type="checkbox"/> | 3. FIRST <input type="checkbox"/><br>SECOND <input type="checkbox"/><br>BOTH <input type="checkbox"/> | 4. FIRST <input type="checkbox"/><br>SECOND <input type="checkbox"/><br>BOTH <input type="checkbox"/> | 5. FIRST <input type="checkbox"/><br>SECOND <input type="checkbox"/><br>BOTH <input type="checkbox"/>  |
| 6. FIRST <input type="checkbox"/><br>SECOND <input type="checkbox"/><br>BOTH <input type="checkbox"/> | 7. FIRST <input type="checkbox"/><br>SECOND <input type="checkbox"/><br>BOTH <input type="checkbox"/> | 8. FIRST <input type="checkbox"/><br>SECOND <input type="checkbox"/><br>BOTH <input type="checkbox"/> | 9. FIRST <input type="checkbox"/><br>SECOND <input type="checkbox"/><br>BOTH <input type="checkbox"/> | 10. FIRST <input type="checkbox"/><br>SECOND <input type="checkbox"/><br>BOTH <input type="checkbox"/> |

**TOTAL:**

# SECTION B - TIMBRE

## TEST 5 - TIMBRE IDENTIFICATION (Single Instruments)

Before we begin with this test, we'd like to invite you to look at the following section. You will notice graphical representations of eight musical instruments, below. Indicate in the space provided whether you know how each of these eight instruments sounds.

CELLO



☐ YES, I know what this sounds like.

CLARINET



☐ YES, I know what this sounds like.

PIANO



☐ YES, I know what this sounds like.

PICCOLO FLUTE



☐ YES, I know what this sounds like.

SAXOPHONE



☐ YES, I know what this sounds like.

TROMBONE



☐ YES, I know what this sounds like.

TRUMPET



☐ YES, I know what this sounds like.

VIOLIN



☐ YES, I know what this sounds like.

In this test, you will be presented with sixteen musical phrases, played by each of these eight instruments. Indicate which instrument played which phrase by writing the name of the instrument in the space provided.

- |                         |                          |                          |
|-------------------------|--------------------------|--------------------------|
| 1. <input type="text"/> | 6. <input type="text"/>  | 11. <input type="text"/> |
| 2. <input type="text"/> | 7. <input type="text"/>  | 12. <input type="text"/> |
| 3. <input type="text"/> | 8. <input type="text"/>  | 13. <input type="text"/> |
| 4. <input type="text"/> | 9. <input type="text"/>  | 14. <input type="text"/> |
| 5. <input type="text"/> | 10. <input type="text"/> | 15. <input type="text"/> |
|                         |                          | 16. <input type="text"/> |

**TOTAL:**

## TEST 5 - TIMBRE IDENTIFICATION (Multiple Instruments)

*In this test, you will be presented with the same sixteen musical phrases you heard in the previous test. The phrases, however, will be played as an ensemble - more than one instrument playing at the same time. Indicate which instruments you hear in each collection by writing down their respective names in the space provided.*

CELLO



CLARINET



PIANO



PICCOLO FLUTE



SAXOPHONE



TROMBONE



TRUMPET



VIOLIN



- |                         |                          |
|-------------------------|--------------------------|
| 1. <input type="text"/> | 9. <input type="text"/>  |
| 2. <input type="text"/> | 10. <input type="text"/> |
| 3. <input type="text"/> | 11. <input type="text"/> |
| 4. <input type="text"/> | 12. <input type="text"/> |
| 5. <input type="text"/> | 13. <input type="text"/> |
| 6. <input type="text"/> | 14. <input type="text"/> |
| 7. <input type="text"/> | 15. <input type="text"/> |
| 8. <input type="text"/> | 16. <input type="text"/> |

**TOTAL:**


## TEST 6 - THE IDENTIFICATION OF THE NUMBER OF INSTRUMENTS

*In this test, you will be presented with five different instruments. A Cello, a Piccolo Flute, a Snare Drum, a Xylophone and a Trumpet. Indicate the number of instruments you can hear playing together by writing the number in the space provided.*

- |                         |                         |                         |                         |
|-------------------------|-------------------------|-------------------------|-------------------------|
| 1. <input type="text"/> | 2. <input type="text"/> | 3. <input type="text"/> | 4. <input type="text"/> |
| 5. <input type="text"/> | 6. <input type="text"/> | 7. <input type="text"/> | 8. <input type="text"/> |

**TOTAL:**

# SECTION C - PITCH

## TEST 7 - PITCH IDENTIFICATION

*In this test you will be presented with ten pairs of musical notes. After listening to each pair in turn, you must indicate whether the second note is higher or lower in tone than the first. Indicate by selecting 'HIGH' or 'LOW'.*

- |  |  |  |  |   |
|--|--|--|--|---|
| 1. HIGH <input type="checkbox"/><br>LOW <input type="checkbox"/> | 2. HIGH <input type="checkbox"/><br>LOW <input type="checkbox"/> | 3. HIGH <input type="checkbox"/><br>LOW <input type="checkbox"/> | 4. HIGH <input type="checkbox"/><br>LOW <input type="checkbox"/> | 5. HIGH <input type="checkbox"/><br>LOW <input type="checkbox"/>  |
| 6. HIGH <input type="checkbox"/><br>LOW <input type="checkbox"/> | 7. HIGH <input type="checkbox"/><br>LOW <input type="checkbox"/> | 8. HIGH <input type="checkbox"/><br>LOW <input type="checkbox"/> | 9. HIGH <input type="checkbox"/><br>LOW <input type="checkbox"/> | 10. HIGH <input type="checkbox"/><br>LOW <input type="checkbox"/> |

**TOTAL:**

## TEST 8 - PITCH DISCRIMINATION

*In this test you will be presented with ten pairs of short melodic sequences. After listening to each pair in turn, you must indicate whether the melodic sequences are the same, or different. Indicate by selecting 'YES' if they are the same, or 'NO' if they are different.*

- |  |  |  |  |   |
|--|--|--|--|---|
| 1. YES <input type="checkbox"/><br>NO <input type="checkbox"/> | 2. YES <input type="checkbox"/><br>NO <input type="checkbox"/> | 3. YES <input type="checkbox"/><br>NO <input type="checkbox"/> | 4. YES <input type="checkbox"/><br>NO <input type="checkbox"/> | 5. YES <input type="checkbox"/><br>NO <input type="checkbox"/>  |
| 6. YES <input type="checkbox"/><br>NO <input type="checkbox"/> | 7. YES <input type="checkbox"/><br>NO <input type="checkbox"/> | 8. YES <input type="checkbox"/><br>NO <input type="checkbox"/> | 9. YES <input type="checkbox"/><br>NO <input type="checkbox"/> | 10. YES <input type="checkbox"/><br>NO <input type="checkbox"/> |

**TOTAL:**

# SECTION D - MELODY

## TEST 9 - MUSICALITY

*In this test you will be presented with ten pairs of tonal phrases played on the piano. You must indicate which phrase in each pair you consider to be the more musical or pleasant to listen to - as determined by a structured sequence of notes. Please bear in mind that some phrases in a pair may BOTH be musical or unmusical. Indicate which of the tonal phrases in each pair you think are more musical by selecting the appropriate answer.*

1. FIRST WAS MUSICAL ☐  
 SECOND WAS MUSICAL ☐  
 BOTH WERE MUSICAL ☐  
 NONE WERE MUSICAL ☐

2. FIRST WAS MUSICAL ☐  
 SECOND WAS MUSICAL ☐  
 BOTH WERE MUSICAL ☐  
 NONE WERE MUSICAL ☐

3. FIRST WAS MUSICAL ☐  
 SECOND WAS MUSICAL ☐  
 BOTH WERE MUSICAL ☐  
 NONE WERE MUSICAL ☐

4. FIRST WAS MUSICAL ☐  
 SECOND WAS MUSICAL ☐  
 BOTH WERE MUSICAL ☐  
 NONE WERE MUSICAL ☐

5. FIRST WAS MUSICAL ☐  
 SECOND WAS MUSICAL ☐  
 BOTH WERE MUSICAL ☐  
 NONE WERE MUSICAL ☐

6. FIRST WAS MUSICAL ☐  
 SECOND WAS MUSICAL ☐  
 BOTH WERE MUSICAL ☐  
 NONE WERE MUSICAL ☐

7. FIRST WAS MUSICAL ☐  
 SECOND WAS MUSICAL ☐  
 BOTH WERE MUSICAL ☐  
 NONE WERE MUSICAL ☐

8. FIRST WAS MUSICAL ☐  
 SECOND WAS MUSICAL ☐  
 BOTH WERE MUSICAL ☐  
 NONE WERE MUSICAL ☐











9. FIRST WAS MUSICAL ☐  
 SECOND WAS MUSICAL ☐  
 BOTH WERE MUSICAL ☐  
 NONE WERE MUSICAL ☐

10. FIRST WAS MUSICAL ☐  
 SECOND WAS MUSICAL ☐  
 BOTH WERE MUSICAL ☐  
 NONE WERE MUSICAL ☐





















**TOTAL:**

# TEST 10 - MELODY IDENTIFICATION

*Please look at the following section. You will see an alphabetical list of ten well-known melodies. Please go through the list and indicate next to the title of each melody whether you are familiar with it. If you are not, just leave the applicable space blank.*

- |   |   |  |  |
|---|---|--|--|
| 1  | <input type="checkbox"/> '7de Laan' Theme       | 6   | <input type="checkbox"/> Nokia Ring Tone               |
| 2  | <input type="checkbox"/> Happy Birthday To You  | 7   | <input type="checkbox"/> Old MacDonald Had A Farm      |
| 3  | <input type="checkbox"/> Jingle Bells           | 8   | <input type="checkbox"/> Twinkle, Twinkle Little Star  |
| 4  | <input type="checkbox"/> Mary Had A Little Lamb | 9   | <input type="checkbox"/> Wedding March                 |
| 5  | <input type="checkbox"/> Nkosi Sikelel' iAfrika | 10  | <input type="checkbox"/> We Wish You A Merry Christmas |

*In this test, you will be presented with various melodies from the list above. You must indicate the name of the melody that is playing when you hear it by writing down the corresponding number. Bear in mind that any particular melody may be played more than once and it's rhythmical structure may be changed. If you need more time to consider your choice, please indicate this to your examiner by raising your hand.*

- |   |                      |   |                      |
|---|----------------------|---|----------------------|
| 1. Melody Number   | <input type="text"/> | 11. Melody Number  | <input type="text"/> |
| 2. Melody Number   | <input type="text"/> | 12. Melody Number  | <input type="text"/> |
| 3. Melody Number   | <input type="text"/> | 13. Melody Number  | <input type="text"/> |
| 4. Melody Number   | <input type="text"/> | 14. Melody Number  | <input type="text"/> |
| 5. Melody Number   | <input type="text"/> | 15. Melody Number  | <input type="text"/> |
| 6. Melody Number   | <input type="text"/> | 16. Melody Number  | <input type="text"/> |
| 7. Melody Number   | <input type="text"/> | 17. Melody Number  | <input type="text"/> |
| 8. Melody Number   | <input type="text"/> | 18. Melody Number  | <input type="text"/> |
| 9. Melody Number   | <input type="text"/> | 19. Melody Number  | <input type="text"/> |
| 10. Melody Number  | <input type="text"/> | 20. Melody Number  | <input type="text"/> |

**TOTAL:**



# TEST 11 - MUSIC IN NOISE: SONG IDENTIFICATION

Please look at the section below. You will see an alphabetical list of twenty well-known songs of which all have been used in the popular films listed. Go through the list and indicate next to the title of each song or film whether you are familiar with it. If you are not, just leave the applicable space blank.

- |  |  |
|--|--|
| 1 <input type="checkbox"/> <b>A Whole New World</b><br>from "Aladdin"                              | 11 <input type="checkbox"/> <b>Leaving On A Jet Plane</b><br>from "Armageddon"       |
| 2 <input type="checkbox"/> <b>Beauty And The Beast</b><br>from "Beauty and the Beast"              | 12 <input type="checkbox"/> <b>Lara's Theme</b><br>from "Doctor Zhivago"             |
| 3 <input type="checkbox"/> <b>Chariots Of Fire</b><br>from "Chariots Of Fire"                      | 13 <input type="checkbox"/> <b>My Heart Will Go On</b><br>from "Titanic"             |
| 4 <input type="checkbox"/> <b>Climb Every Mountain</b><br>from "The Sound of Music"                | 14 <input type="checkbox"/> <b>The Pink Panther Theme</b><br>from "The Pink Panther" |
| 5 <input type="checkbox"/> <b>Don't Cry For Me Argentina</b><br>from "Evita"                       | 15 <input type="checkbox"/> <b>Purple Rain</b><br>from "Purple Rain"                 |
| 6 <input type="checkbox"/> <b>Hungry Eyes</b><br>from "Dirty Dancing"                              | 16 <input type="checkbox"/> <b>Singing In The Rain</b><br>from "Singing In The Rain" |
| 7 <input type="checkbox"/> <b>I Finally Found Someone</b><br>from "The Mirror Has Two Faces"       | 17 <input type="checkbox"/> <b>Stayin' Alive</b><br>from "Saturday Night Fever"      |
| 8 <input type="checkbox"/> <b>I Say A Little Prayer For You</b><br>from "My Best Friend's Wedding" | 18 <input type="checkbox"/> <b>Summer Nights</b><br>from "Grease"                    |
| 9 <input type="checkbox"/> <b>I've Had The Time Of My Life</b><br>from "Dirty Dancing"             | 19 <input type="checkbox"/> <b>Take My Breath Away</b><br>from "Top Gun"             |
| 10 <input type="checkbox"/> <b>Diamonds Are Forever</b><br>from "Diamonds Are Forever"             | 20 <input type="checkbox"/> <b>Unchained Melody</b><br>from "Ghost"                  |

In this test, you will be presented with a portion of various songs from the list that will be played in a simulated noisy environment - that of a motor car driving in traffic. Please indicate which song you hear playing, or the movie it's from, by writing down the corresponding number in the space provided.

- |                                       |  |
|---------------------------------------|--|
| 1. Melody Number <input type="text"/> | 6. Melody Number <input type="text"/>  |
| 2. Melody Number <input type="text"/> | 7. Melody Number <input type="text"/>  |
| 3. Melody Number <input type="text"/> | 8. Melody Number <input type="text"/>  |
| 4. Melody Number <input type="text"/> | 9. Melody Number <input type="text"/>  |
| 5. Melody Number <input type="text"/> | 10. Melody Number <input type="text"/> |

**TOTAL:**

This concludes our Music Perception Evaluation. Thank you for your participation.